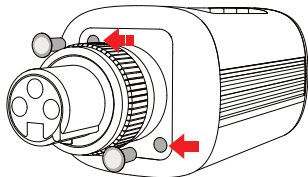
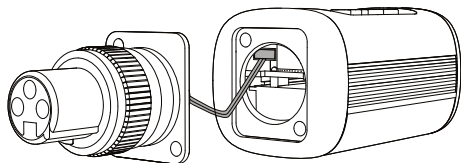


Replace the connector

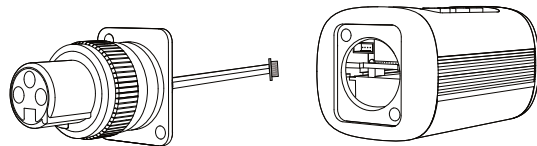
Remove the 3-pin connector



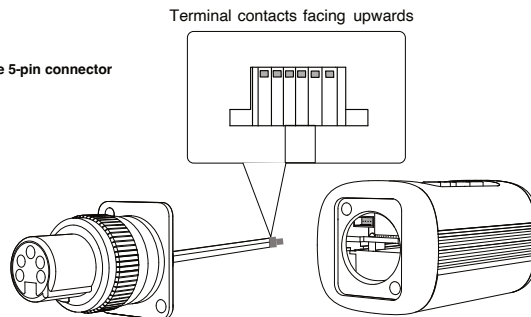
- ① Use a Torx screwdriver (S2 T10) to remove the screws



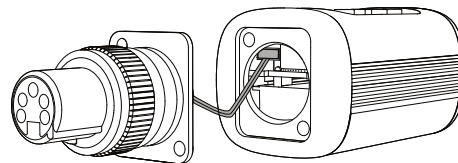
- ② Unplug the power cord



Install the 5-pin connector



- ① Apply parallel pressure



- ② Press to lock

